



the paint that attracts me!

Supplier:
The Magnetic Company (office)
Julianastraat 30
2012 ES Haarlem
Telefoon: +31 (0)23 7114545
Email: office@themagneticcompany.nl

Further information: www.themagneticcompany.com

Wallpaint for magnets


The Magnetic Company

The Magnetic Company is an enthusiastic company which is the first in Europe to introduce magnetic paint. After a long preparation period, we are now manufacturing magnetic paint in collaboration with UP Quality and Environment Netherlands. This paint has been subjected to various tests by leading professionals and the results are astounding. Magnetic paint is a grey, water-based paint which contains iron particles to attract magnets. Thanks to our paint you can work actively with your wall without any signs showing on the wall. The product offers great new potential which we will sketch out for you as far as possible in this leaflet.

Inspiration

Magnetic paint can be used for many purposes. To give you an idea, here are some applications:

- Child's bedroom: after painting with blackboard paint and a combination of blackboard/magnetic paint.
- Office: handy as a message or display board, with no more damage to the wall from sticky tape etc.
- Office: after painting with whiteboard paint and a combination of whiteboard/magnetic paint.
- Canteen: change menus easily.
- Classrooms: no more sticky tape or drawing pins on the wall: children can hang their drawings safely.
- Kitchens: ideal as a message board, for shopping lists and recipes.
- Shops: for offers, displays and promotions.
- Meeting rooms: presentations are easier and more complete.
- Exhibition stands: no more holes in your stand, displays can be changed quickly.



Instructions for use:

Before use STIR the paint WELL to distribute the metal particles evenly. Do NOT DILUTE or MIX the paint with other paint or water.

Magnetic paint can only be used indoors in a dry environment. If you want the option of being able to remove the paint later, first paper the wall. A smooth base gives the best results. If you want to apply a magnetic paint to a door, first apply a water-based primer.

Prepare the surface to be painted as you would for normal wall paint. Apply two or more coats with a fleece roller. Leave the paint to dry for four hours after each coat. The more coats you apply, the better the magnets will adhere. One liter will cover around 2 to 2.5 m² in a minimum of two coats.

After 24 hours you can apply any water-based wall paint in any colour. Remove drips with a damp cloth. Clean your brush with water and soap. Important: carefully close the pot after use. Keep the paint out of the reach of children and protect from frost.

Technical information

- Description: Wall paint based on acrylate dispersion.
- Use: As wall paint in the professional decorating industry.
- Application: Apply at least 2 coats to make the base suitable for magnets. Finish if required with any colour wall paint or paper. For interior use only.

Item number: 394R - 3457777	Finish: Matt	Colour range: Grey	Solids content: approx. 84 w.% = approx. 58 vol.%	Density: approx. 2.57 kg/dm ³ at 20°C
--------------------------------	-----------------	-----------------------	------------------------------------------------------	-----------------------------------------------------

Drying time (20 °C/65% r.h.):

Dust dry: after around 1 hr	With wet coat thickness 100 µm: dry to touch after around 2 hours	Completely dry: after around 3 hr	Ready for painting after at least 4 hours after maximum: unlimited
--------------------------------	----------------------------------------------------------------------	--------------------------------------	--------------------------------------------------------------------------

Flame point (DIN 53213): non flammable

Application data:

Ambient conditions: room temperature between 15 and 25°C. Relative humidity between 40 and 70% R.H. Thinners for changing viscosity: water. To clean equipment: water. Forced drying: not applicable. Recommended thickness per coat: dry: 58 µm = wet: 100 µm. Theoretical coverage: around 10 m²/lt for 58 µm dry. Practical coverage: The practical coverage depends on the application method, the quality of the base and the shape of the object. Features: stir well before use.




The more coats you apply, the stronger the magnets will adhere. Test the magnetic force of the wall after the second coat and if necessary apply a third coat. Do not sand down the painted surface: the iron particles will come to the surface and no longer be protected by the paint.

Step 1

The surface to be painted with magnetic paint should be smooth. Do not apply the paint to damp surfaces such as fresh plaster or wet rooms. Mask off the surface to be painted and stir the paint well before use. Never dilute the magnetic paint with water or other latex. Cover the surrounding area against splashes and drips.



Cover the roller and tray while you wait and wrap the roller in a plastic bag to prevent drying out.



Step 2

Apply the paint with a fleece roller to get a good layer thickness. Spread the paint well to ensure an even magnetic attraction force. Apply two or more coats.

Step 3

Allow each coat to dry for at least 4 hours, to ensure that the next coat will adhere properly to the base. If the base is not absorbent (e.g. a door) double the drying time.

On unstable bases, first apply a water-based primer to prevent flaking.




Step 4

After 24 hours you can paint over the magnetic paint with a water-based paint in any colour.



If the background is unstable, double the drying time here too. We advise you to use a water-based eggshell or wall paint as a top coat. This is stronger, washable and gives better protection against damage to the base. If you choose another finish, contact us first for technical advice.



Step 5

The wall is ready for use. If you choose a different colour later, first apply a new coat of magnetic paint.

Projects:

The Magnetic Company can offer you assistance on projects. As an architect or decorator, do you have any questions about Magnetic Paint or Whiteboard paint? We will be pleased to put our knowledge at your disposal in the form of good technical advice. We do this in close collaboration with the technical staff of UP Quality & Environment and the wholesale trade. You can contact us via our

email: office@themagneticcompany.nl.



Safety information

Product name and data on company

Commercial name:	MAGNETIC PAINT / Wallpaint for magnets
Recommended application:	As wall paint for magnets and magnetic materials in professional decorating trade
Manufacturer/supplier:	Up Quality and Environment BV
Road/PO box:	Dokweg 40
Country code/Postcode/Place:	NL – 1976 CA IJmuiden - The Netherlands
Phone / Fax:	+31(0)255-548448 / +31(0)255-588445
Information in an emergency:	(exclusively for treating doctor in case of intoxication) +31(0)30-2748888 (National Poisons Information Centre)

Summary and information on components: Hazardous constituents

First aid measures/general information:

In case of doubt or if symptoms persist consult a doctor. Never place anything in or block the mouth of an unconscious person.
If breathing: Bring the person into the fresh air, keep warm. Allow the patient to rest. On irregular or lack of respiration: artificial respiration. On loss of consciousness: place on one side and call doctor. **Contact with the skin:** immediately remove contaminated clothing. Wash thoroughly with soap and water and rinse well. Do not use any solvents or thinners. **Contact with the eyes:** remove contact lenses. Keep eyelids open. Rinse with plenty of water (10 – 15 minutes). **Consumption through mouth:** consult a doctor immediately. Allow the patient to rest. Do not induce vomiting.

Measures on accidental release of substance or product

Precautionary measures for persons: Remove sources of combustion. Ensure good ventilation. Do not breathe vapours. Follow the protective measures. **Measures to protect the environment:** do not pour down drain. If the product contaminates streams, rivers or drains, inform the authorities in accordance with the local regulations. **Procedure for cleaning/absorption:** contain spillage and absorb in a non-flammable material (such as sand, earth, silica gel or vermiculite) and store in a container for processing according to local regulations. Preferably clean with a cleaning agent; avoid the use of solvents.

Measures to control exposure/personal protection

Supplementary data for construction of technical installations: ensure adequate ventilation. Where possible this must be achieved using local air extraction and good room ventilation. If these are not sufficient to keep the concentration of particles and vapour from solvents below the MAC values, appropriate breathing protection must be worn.

Personal protection equipment

Respiratory protection: if workplace limit values are exceeded, wear respiratory equipment suitable for the purpose. For spray applications: fresh air mask. Other application methods: only use in well ventilated rooms. Instead of a fresh air mask, a face mask with combination filter can be used. **Hand protection:** wear safety gloves resistant to solvent. **Eye protection:** wear safety goggles. **Body protection:** staff must wear anti-static clothing of natural material or heat-resistant synthetic material. After contact all parts of the body should be washed.

Toxicological information

Experience in humans: On respiration/eye contact: in high concentrations, irritation of mucous membranes, sedative effect and reduction in reaction capacity and co-ordination are possible. After sustained respiration of high vapour concentrations, headache, dizziness, nausea etc. can occur. Delayed occurrence of problems possible (breathing, coughing, asthma). On eye contact: irritation.

Additional toxicological information: the toxicological classification of the product was performed on the basis of the results of the calculation method in the general separation guidelines (88/379/EEC). Exposure to combined vapours of solvent in concentrations higher than the given maximum exposure can damage health, for example irritation of mucous membrane and respiratory organs, and can have a harmful effect on the kidneys, liver and central nervous system. Symptoms include headaches, dizziness, fatigue, muscle weakness, sleepiness and in extreme cases, loss of consciousness. Absorption of solvents through the skin can cause some of the above symptoms. Repeated or sustained exposure to the product can result in the loss of grease from the skin, which can result in non-allergic contact eczema. The product can be absorbed through the skin. If the fluid enters the eyes it can cause irritation and irreparable damage.

Ecological information Additional ecological information. General information. Do not allow to enter water or the drainage system.

Instructions for disposal: **Uncleaned packs:** recommendation: contaminated packs should be emptied fully. After being cleaned, they can be recycled. Uncleaned packs should be treated as waste.

Other information.

Supplementary data: the data in this safety document complies with national and EC legislation. The user's working conditions are however beyond our knowledge or control. The product may not be used for purposes other than those listed under section 1 without written consent. The user is responsible for observing all necessary legal conditions.

This information is based on the present state of knowledge. It does not however give any guarantee of product properties or establish any contractual rights.